



Machinery and equipment





Pottery wheel HMT 500

3



Vertical pug mill TS 20

4



Slab roller PW 600

5



Wooden decorating wheels, banding wheels
and banding wheels for standing operation

6-7



Spray booth SK 66 and sedimentation tank AB 100

8

We at **Helmut ROHDE GmbH** dispose of more than 28 years of experience in manufacturing of kilns and machinery for processing and firing of ceramics. Our product range has been extended by various new machinery and equipment over the past years.

Among our customers range potteries and workshops, artists, schools and universities, private households, public facilities

as well as research institutes and industrial manufacturers. We supply the entire European market with the help of a network of qualified specialised retailers and guarantee individual solutions and excellent local service.

This catalogue will give you an overview on our extensive product range of machinery and equipment that we offer.

Pottery wheel HMT 500

The HMT 500 succeeds our tried and tested HMT 400. It combines the latest developments in control and drive technology with an outstanding variety of individual ergonomical settings of wheel and seat.


It was our aim to develop a powerful and quietly running pottery wheel for every day application in a potter's workshop – durable and attractively designed.

Advantages:

- Powerful, high torque and responsive drive
- Power transmitted by smoothly running poly-V belt
- Working height adjustable (550 and 690 mm)
- Flexible seat, adjustable in height and inclination as well as its position to the wheel (seat is an optional equipment)
- Rotating wheel head with a diameter of 340 mm
- Reversibility, clockwise and counter-clockwise
- Large splash pan, easy to take off, with lockable drain outlet
- Built-in space on splash pan for depositing of tools
- Built-in worktable, coated with Multiplex, waterproof
- Wheel head drilled for wooden bats made from MDF (medium density fibreboard), 2 bats are included



Model	Dimensions (mm)			Output		Voltage	Current	Speed	Weight
	W	D	H	W	V				
HMT 500	530	1200	550	370	230	1/N	2	0-250	46




Pug mill TS 20

Our vertical pug mill TS 20 has been tried and tested in potter's workshops for many years. It is used for wedging of clay and increasing its workability, for blending and mixing of different clays as well as for recycling of scraps. The pug mill recycles all sorts of clays and increases their workability to a highly plastical and homogeneous extent.

The auger case and mixing auger are made from stainless steel. All other parts that are in contact with clay are made from stainless steel or plastic. A large hopper makes it easy to charge the TS 20 from above. The auger case (ø 235 mm) can easily be disassembled for cleaning.

Two castors and two fixed feet make the TS 20 both mobile and firm on its feet. It is possible to take off the clay receiving table with cutting device.

The mixing auger is operated with a powerful spur wheel-worm gear motor. Screw threads for fitting of moulds are mounted to the aluminium nozzle opening (nozzle diameter 80 mm).



Advantages:

- Extruding capacity 600 kg/hour
- Auger case and mixing auger made from stainless steel
- Nozzle opening made from aluminium with plastic inside covering
- Auger case easily to take apart for convenient cleaning
- Safety lock system with automatic switch-off function
- Motor emergency stop button
- Submitted to quality control
- EC-certified*
- Free of maintenance
- 24 months guarantee

Model	Dimensions (mm)			Output W	Voltage V	Current A	Speed rpm	Weight kg
	W	D	H					
TS 20	540	1100	1070	1.5	400V 3/N	3.7	14	105
TS 20/230	540	1100	1070	1.5	230V 1/N	7.0	14	105

*EC – Declaration of Conformity in accordance with EU directive

Slab roller PW 600

The entire PW 600 table frame is made of solid square pipes joined with high-quality welding connections providing for the highest possible degree of torsion resistance.


The four legs can be fastened and taken off for transport and allow for using the PW 600 as a table top slab roller. The large wheel handle provides for effortless rolling and evenly distributes pressure.

The large diameter of the roller (100 mm) allows for effortless rolling of clay over the whole working surface.

The slab thickness can be adjusted continuously on both sides and allows for an exact fine adjustment of slabs.

The clay can be put in between two resilient layers of canvas which makes it easy to remove the slabs after rolling for further processing. This will spare you the effort of cleaning the machine.

The slab roller wagon is a combination of eight high-quality grooved ball bearings and a smoothed contact surface made of stainless steel and allows for the most possible degree of precision for daily application in potter's workshops and educational institutes.



Advantages:

- Continuous thickness adjustment
- Large, easy to control thickness indicator
- Large wheel handle for easy rolling
- Precise rolling with eight ball bearings
- on stainless steel contact surface
- Dual driven gear
- Roller \varnothing 100 mm
- Max. rolling space 650 x 850 mm
- EC-certified
- Free of maintenance
- 24 months guarantee

Model	Working dimensions (mm)			Overall dimensions (mm)			Weight kg
	w	d	h	W	D	H	
PW 600	650	850	0-85	960	1340	1250	105

Wooden decorating wheels

Our wooden modeling or decorating wheels are another useful helper for studio artists and professional potters. The robust wooden bats are suitable for daily application in workshops or educational institutes. The wood is waterproof and resistant to all influences that derive from working with clay.

The wheel head can be exchanged and it is possible to work several different pieces on one base wooden bat.

It is also possible to place our wooden potter's wheel bat on the decorating wheel's base for further processing of thrown pieces.



Model		Height mm	Bat Ø mm	Weight kg
(1) HMS 300	wood	55	300	3.0
(2) HMS 345	wood	55	345	3.0

Banding wheels

Our banding wheels are unique in their precise workmanship which provides for a particularly smooth and even rotation.

Banding wheels with diameter 220 mm rotate on a minimal contact point on a hardened steel ball which results in a long rotation time.

The banding wheels RSN and RSH can be locked with a set screw at any position.

The banding wheels RSSN and RSSH are made of high-quality grey cast iron. The wheel heads rotate on two grooved ball bearings which allows for working pieces up to 100 kilos.



Model		Height mm	Wheel head Ø mm	Weight kg
(1) RSN 220	lacquered	60	220	3.0
(2) RSH 220	lacquered	155	220	3.5
(3) RSSN 260	lacquered	60	260	6.0
(4) RSSH 260	lacquered	140	260	7.0

With this series of banding wheels we have created a professional product which has not been available on the European market before. The banding wheels are very heavy which gives them an outstanding stability.

The wheel head rotates evenly and precisely on a hardened steel ball. It is of course possible to lock the rotating wheel with a set screw in any position and to adjust it continuously over the entire height adjustment section.

The banding wheels are used for sculpting, carving or decorating and many other applications in studios or potteries. This piece of equipment will make your working process easier for many years to come.




Model	Height cm	Wheel head Ø cm	Weight kg
SRS 220	65-95	22	15
SRS 220 H	100-130	22	16
SRS 280	65-95	28	16
SRS 280 H	100-130	28	17

Advantages of the ROHDE banding wheels:

- Wide base and stability
- Industrial structural lacquer
- Surface grooved with concentric circles for centering
- Can be fixed with wing or grub screw
- Rotating wheel locked
- EC-certified
- RSN/RSH rotate on a ball bearing
- RSSN/RSSH rotate on a ball bearing
- RSSN/RSSH grey cast iron (heavy)
- RSN/RSH rotate smoothly
- RSSN/RSSH rotate for a long time

Advantages of the ROHDE banding wheels for standing operation:

- Solid and stable
- Continuous height adjustment
- Wheel head can be locked
- Galvanised connecting rod
- Parts made of steel coated with high-quality lacquer
- Heavy leg gives stability
- Four different models available



Spray booth SK 66

This new spray booth SK 66 is constructed of plastic and is suitable in particular for ceramic applications. A unique feature is the corrosion-free booth made of eight millimeter polypropylene plastic. A particular effect of this material is its silent operation compared to steel-constructed conventional machines.

This spray booth features a highly efficient filter system which can easily be cleaned or changed without using tools. It was designed with a focus on ergonomics, low noise levels at high performance level and ideal accessibility for clean-up.

Technical data: Fan 230 volts, 330 W, 50 Hz, air movement 1540 m³/h.

Optional equipment: Hose connection reduction to ø 150 mm decorating wheel.

Advantages:

- Booth constructed of plastic: quick clean-up, no corrosion
- Booth stand steel constructed: galvanised and lacquered, easy to fit
- Rear fan system: high air movement
- Rear filter area: easily accessible without using tools
- Filter material: foamed plastic, washable



Model	Working dimensions (mm)			Overall dimensions (mm)			Weight kg
	w	d	h	W	D	H	
SK 66	666	512	750	786	794	1696	16

Sedimentation tank AB 100

The sedimentation tank (also known as a clay separator) is the ideal small-scale settling plant for the potter's workshop. Waste such as glaze, clay and engobe is not meant for disposal in the drainage system!

The sedimentation tank AB 100 is delivered inclusive of siphon and inlet socket (diameter 40 mm). It can be mounted to practically any sink. A cover is available as optional equipment.

The plastic tank is robust, shockproof and mobile, the supporting steel construction is mounted on four castors. It is made of environmentally sound polypropylene plastic.

The tank has a generous three-compartment system, which prevents the blocking of pipes and is environmentally sound. This system cleans the wastewater before its disposal and fulfills local regulations for wastewater.

Advantages:

- Generous three-compartment system
- Robust and shockproof
- Environmentally sound polypropylene plastic tank
- Mounted on four mobile castors
- Fulfills regulations for wastewater
- EC-certified
- Free of maintenance
- 24 months guarantee



Model	Working dimensions (mm)			Overall dimensions (mm)			Weight kg
	w	d	h	W	D	H	
AB 100	425	610	415	450	630	520	16

Your specialised retailer:

For more information please contact your specialised retailer, visit our homepage or contact us directly.

Helmut Rohde GmbH

Ried 9, D-83134 Prutting
 Tel.: +49 (0)8036/674976-0, Fax: -19
 e-Mail: info@rohde-online.net
 Internet: www.rohde-online.net

Technical changes and dimensional derivations in the course of further development reserved.